

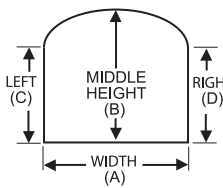
Job #	Case #
-------	--------

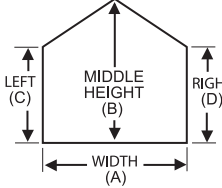
Form Revision Date: June, 2021

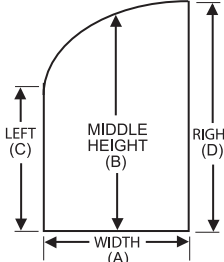
<b>Customer Code:</b>  <b>Tel:</b>  <b>Fax:</b>  <b>Side mark:</b>	<b>Ship to address: ( If different than billing address )</b>  <input type="checkbox"/> Will Call <input type="checkbox"/> Local Delivery <input type="checkbox"/> Shipping <input type="checkbox"/> Installation		<b>Order Date:</b> <b>Require Date:</b>	<b>Page:</b> of	<b>MATERIAL</b>  <i>PolyCORE®</i> <input type="checkbox"/> Imported, FOB Factory, KD frames only.  <i>LexWOOD®</i> <input type="checkbox"/> Premium <input type="checkbox"/> Advantage <input type="checkbox"/> Plus	<b>CUSTOM COLOR</b> <input type="checkbox"/> Import Finish <input type="checkbox"/> US Finish	<b>INSTALLED PROGRAM ONLY</b> Measured By: Home Owner Tel: Tel: Installer's Tel:		
	<b>SPECIAL SERVICE CHARGE</b>							<b>Measure Charge:</b> \$	<b>Other:</b>

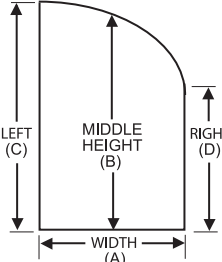
OPENING	(1)				(2)		(3)	(4)	(5)		NO. OF PANELS	DIVIDER RAILS		SPECIAL INSTRUCTIONS	SEE ATTACHMENT
	ROOM	TYPE	WINDOW DIMENSION		SIDE LEG		FRAME TYPE	FRAME SIDES (4,4S,T3)	HINGING ( L/R )	DIVIDER RAILS					
			WIDTH (A)	MIDDLE HEIGHT (B)	LEFT (C)	RIGHT (D)				Y / N		LOCATION			
1															
2															
3															
4															
5															

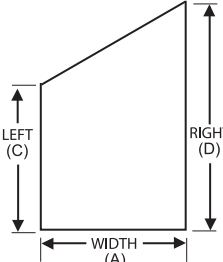
(6) LOUVER SIZE	(7) TILT ROD HIDDEN TILT	(8) SHUTTER COLOR	(9) Optional CUSTOM HINGE COLOR
-----------------	-----------------------------	-------------------	---------------------------------

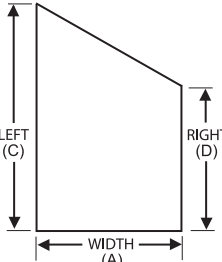
**ARCH (AR)**  


**RAKE (RK)**  


**1/2 ARCH-LEFT (1/2 AR-L)**  


**1/2 ARCH-RIGHT (1/2 AR-R)**  


**1/2 RAKE-LEFT (1/2 RK-L)**  


**1/2 RAKE-RIGHT (1/2 RK-R)**  


SPECIAL NOTES AND INSTRUCTIONS:

☐ This is a revision. Do not duplicate!

A 50% deposit is required and not refundable. Buyer acknowledges that Buyer has read and agrees Sunland Shutters's Standard Terms and Conditions.

- 1) TYPE : AR, RK, 1/2 AR-L, 1/2 AR-R, 1/2 RK-L, 1/2 RK-R.  
 2) OPENING SIZE : ACTUAL WINDOW OPENING SIZE  
 3) N.W.F. : NET WITH FRAME (FINISHED SIZE)  
 4) FRAME TYPE: PLEASE SEE ORDER REFERENCE CHART FOR DETAIL  
 5) FRAME SIDES : 4, 4S, T3.
- 6) LOUVER SIZE : 2 1/2", 3 1/2", 4 1/2"  
 7) TILT ROD, HIDDEN TILT: PLEASE SELECT ONE  
 8) SHUTTER COLOR: *PolyCORE®* BRI, DUL, OFF, PRL, ULT  
*LexWOOD®* PLEASE SEE COLOR CODE SHEET FOR DETAIL  
 9) CUSTOM HINGE COLOR: PLEASE SEE ORDER REFERENCE CHART FOR DETAIL

PLEASE CHECK OUR WEBSITE AT [www.sunlandshutters.com](http://www.sunlandshutters.com) OR ASK YOUR SALES REPRESENTATIVE / LOCAL CUSTOMER SERVICE DEPT. FOR THE MOST CURRENT AND ACCURATE LEAD TIME INFORMATION.

Waiver of Liability on Inside and Semi-Inside Mount Applications: Inside or semi-inside mount frames may hinder the removal of windows or interior screens for cleaning and maintenance purposes. The retailer has the responsibility to disclose these limitations to the end user at the time of sale and waives Sunland Shutters of any liabilities if the inside / semi-inside mount application is deemed unacceptable to the end-user after installation (regardless of whether measure and installation was provided the retailer or through Sunland's turnkey program).

Signature:	Date:
Print Name:	Date:
<b>PAYMENT METHOD</b> <input type="checkbox"/> CREDIT CARD <input type="checkbox"/> CASH	